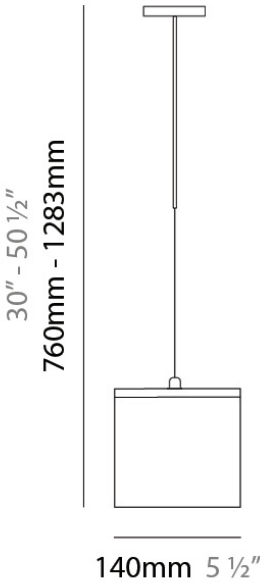


D81003

GENERAL	
Series: Kubik	
Brand: Panzeri	
Division: Design	
Mounting Type: Suspension	
Mounting Location: Ceiling	
Subcategory: Pendant	
PHYSICAL	
Shape: Cube	
Length (mm): 140	
Length (in): 5 ½	
Width (mm): 140	
Width (in): 5 ½	
Height (mm): 760	
Height (in): 30.0	
Max. Overall Height (mm): 1283	
Max. Overall Height (in): 50 ½	
Light Distribution: Omnidirectional	
Weight (kg): 3.27	
Weight (lbs): 7.2	
Diffuser: Matte White Blown Glass	
Fixture Finish: Metallic Gray	
Fixture Material: Glass / Aluminum	
ELECTRICAL	
Number of Lamps: 1	
Lamp Type: LED Retrofit	
Lamp Shape: T4	
Bulb Included: Bulb Not Included	
Total Output Wattage (W): 3	
Max. Wattage Per Lamp (W): 3	
Lamp Base: G9	
Input Voltage (V): 120	
LED	
OPTICAL	
RATINGS AND CERTIFICATIONS	
Certified By: CSA Certified to UL and CSA Standards	
IP rating: IP20	

PROJECT	
TYPE	
NOTES	
QUANTITY	
DATE	



D81433

**GENERAL**  
Series: Kubik  
Brand: Panzeri  
Division: Design  
Mounting Type: Suspension  
Mounting Location: Ceiling  
Subcategory: Pendant

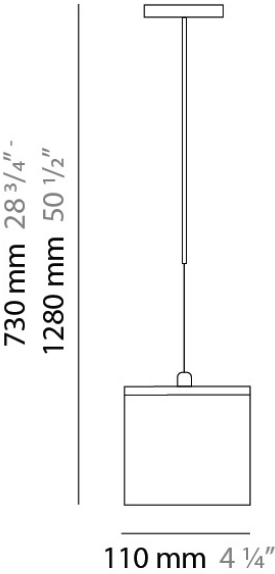
**PHYSICAL**  
Shape: Square  
Length (mm): 110  
Length (in): 4 5/16  
Width (mm): 110  
Width (in): 4 5/16  
Height (mm): 730  
Height (in): 28 3/4  
Max. Overall Height (mm): 1283  
Max. Overall Height (in): 50 1/2  
Light Distribution: Omnidirectional  
Weight (kg): 1.56  
Weight (lbs): 3.43  
Diffuser: Matte White Blown Glass  
Fixture Finish: WHI  
Fixture Material: Metal

**ELECTRICAL**  
Input Wattage Range: 10 - 19 W  
Lamp Type: LED  
Input Wattage (W): 9.5  
Total Output Wattage (W): 8  
Dimming: Non-Dimmable  
Driver Included: Yes  
Driver Location: Integrated  
Driver Type: Constant Current - 120Vac  
Driver Class: Class 2  
Input Voltage (V): 120 - 277  
Constant Current (mA): 500  
Upon Request: (Not included - see components) Remote: 0-10Vdc dimming / Phase dimming @120Vac only / Non-dimming 1

**LED**  
Number of LEDs: 1  
Color Temperature (°K): 3000  
Max. Delivered Lumen (lm): 1080  
CRI: >80 CRI  
Lamp Life (hrs): 60000

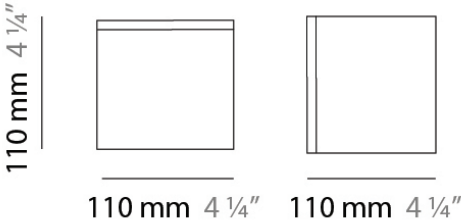

**OPTICAL**  
**RATINGS AND CERTIFICATIONS**  
Certified By: CSA Certified to UL and CSA Standards  
IP rating: IP40

PROJECT	
TYPE	
NOTES	
QUANTITY	
DATE	



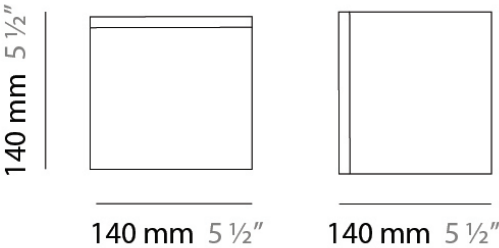
PROJECT
TYPE
NOTES
QUANTITY
DATE

GENERAL
Series: Kubik
Brand: Panzeri
Division: Design
Mounting Type: Surface
Mounting Location: Ceiling
Subcategory: Ambient
PHYSICAL
Shape: Square
Length (mm): 110
Length (in): 4 5/16
Width (mm): 110
Width (in): 4 5/16
Height (mm): 110
Height (in): 4 5/16
Extension (mm): 100
Extension (in): 4 7/16
Light Distribution: Omnidirectional
Weight (kg): 0.69
Weight (lbs): 1.52
Diffuser: Matte White Blown Glass
Fixture Finish: WHI
Fixture Material: Metal
ELECTRICAL
Number of Lamps: 1
Lamp Type: LED Retrofit
Lamp Shape: T4
Bulb Included: Bulb Not Included
Total Output Wattage (W): 3
Max. Wattage Per Lamp (W): 3
Lamp Base: G9
Input Voltage (V): 120
LED
Nominal Lumen (lm): 650
OPTICAL
RATINGS AND CERTIFICATIONS
Certified By: CSA Certified to UL and CSA Standards
IP rating: IP40



PROJECT
TYPE
NOTES
QUANTITY
DATE

GENERAL
Series: Kubik
Brand: Panzeri
Division: Design
Mounting Type: Surface
Mounting Location: Ceiling
Subcategory: Ambient
PHYSICAL
Shape: Square
Length (mm): 140
Length (in): 5 1/2
Width (mm): 140
Width (in): 5 1/2
Height (mm): 140
Height (in): 5 1/2
Extension (mm): 140
Extension (in): 5 1/2
Light Distribution: Omnidirectional
Weight (kg): 1.50
Weight (lbs): 3.30
Diffuser: Matte White Blown Glass
Fixture Finish: WHI
Fixture Material: Metal
ELECTRICAL
Number of Lamps: 1
Lamp Type: LED Retrofit
Lamp Shape: T4
Bulb Included: Bulb Not Included
Total Output Wattage (W): '3
Max. Wattage Per Lamp (W): 3
Lamp Base: G9
Input Voltage (V): 120
LED
OPTICAL
RATINGS AND CERTIFICATIONS
Certified By: CSA Certified to UL and CSA Standards
IP rating: IP40



PROJECT
TYPE
NOTES
QUANTITY
DATE

**GENERAL**

Series: Kubik

Brand: Panzeri

Division: Design

Mounting Type: Surface

Mounting Location: Ceiling

Subcategory: Ambient

**PHYSICAL**

Shape: Square

Length (mm): 110

Length (in): 4 5/16

Width (mm): 110

Width (in): 4 5/16

Height (mm): 110

Height (in): 4 5/16

Light Distribution: Omnidirectional

Weight (kg): 0.66

Weight (lbs): 1.45

Diffuser: Matte White Blown Glass

Fixture Finish: WHI

Fixture Material: Metal

**ELECTRICAL**

Input Wattage Range: 1 - 9 W

Lamp Type: LED

Input Wattage (W): 9.5

Total Output Wattage (W): 9

Dimming: Non-Dimmable

Driver Included: Yes

Driver Location: Integrated

Driver Type: Constant Current - 120Vac

Driver Class: Class 2

Input Voltage (V): 120 - 277

Constant Current (mA): 250

Upon Request: (Not included - see components) Remote: 0-10Vdc dimming / Phase dimming @120Vac only / Non-dimming 1

**LED**

Color Temperature (°K): 3000

Max. Delivered Lumen (lm): 667

CRI: >80 CRI

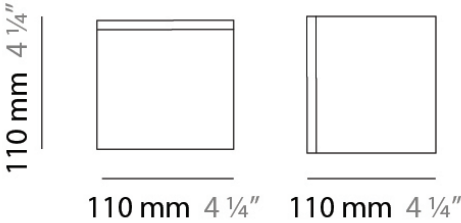

Lamp Life (hrs): 60000

**OPTICAL**

**RATINGS AND CERTIFICATIONS**

Certified By: CSA Certified to UL and CSA Standards

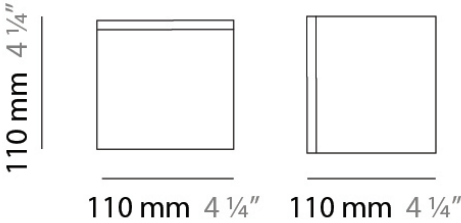

IP rating: IP40



D83279R9

GENERAL	
Series: Kubik	
Brand: Panzeri	
Division: Design	
Mounting Type: Surface	
Mounting Location: Ceiling	
Subcategory: Ambient	
PHYSICAL	
Shape: Square	
Length (mm): 110	
Length (in): 4 5⁄16	
Width (mm): 110	
Width (in): 4 5⁄16	
Height (mm): 110	
Height (in): 4 5⁄16	
Light Distribution: Omnidirectional	
Weight (kg): 0.66	
Weight (lbs): 1.45	
Diffuser: Matte White Blown Glass	
Fixture Finish: WHI	
Fixture Material: Metal	
ELECTRICAL	
Input Wattage Range: 1 - 9 W	
Lamp Type: LED	
Input Wattage (W): 9.5	
Total Output Wattage (W): 9	
Dimming: Non-Dimmable	
Driver Included: Yes	
Driver Location: Integrated	
Driver Type: Constant Current - 120Vac	
Driver Class: Class 2	
Input Voltage (V): 120 - 277	
Constant Current (mA): 250	
Upon Request: (Not included - see components) Remote: 0-10Vdc dimming / Phase dimming @120Vac only / Non-dimming 1	
LED	
Delivered Lumen Range: 500 - 999 lm	
Color Temperature (°K): 3000	
Max. Delivered Lumen (lm): 532	
Nominal Lumen (lm): 861	
CRI: >90 CRI	
Lamp Life (hrs): 60000	
OPTICAL	
RATINGS AND CERTIFICATIONS	
Certified By: CSA Certified to UL and CSA Standards	
IP rating: IP40	

PROJECT
TYPE
NOTES
QUANTITY
DATE



KUBIK PORTABLE

D84371

**GENERAL**  
Series: Kubik  
Brand: Panzeri  
Division: Design  
Mounting Type: Portable  
Mounting Location: Table  
Subcategory: Table

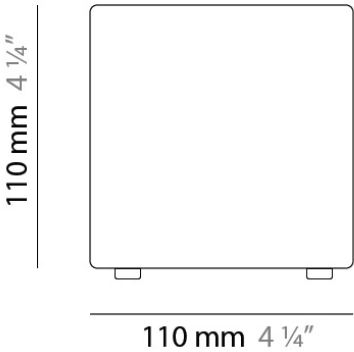
**PHYSICAL**  
Shape: Square  
Length (mm): 110  
Length (in): 4 5/16  
Width (mm): 110  
Width (in): 4 5/16  
Height (mm): 110  
Height (in): 4 5/16  
Light Distribution: Omnidirectional  
Weight (kg): 0.83  
Weight (lbs): 1.82  
Diffuser: Matte White Blown Glass  
Fixture Finish: WHI  
Fixture Material: Metal

**ELECTRICAL**  
Input Wattage Range: 1 - 9 W  
Lamp Type: LED  
Input Wattage (W): 9.5  
Total Output Wattage (W): 8  
Dimming: Non-Dimmable  
Driver Included: Yes  
Driver Location: Integrated  
Driver Type: Constant Current - 120Vac  
Driver Class: Class 2  
Input Voltage (V): 120  
Constant Current (MA): 350






































































**LED**  
Number of LEDs: 1  
Color Temperature (°K): 3000  
Max. Delivered Lumen (lm): 667  
CRI: >80 CRI  
Lamp Life (hrs): 60000

**OPTICAL**  
**RATINGS AND CERTIFICATIONS**  
Certified By: CSA Certified to UL and CSA Standards  
IP rating: IP20











PROJECT	
TYPE	
NOTES	
QUANTITY	
DATE	













## LEGEND

	floor-mounted		pivotal		special LED (upon request) RGB, RGBW, tunable, gold+, meat+, art+, fashion+
	wall and ceiling: recessed and surface mounted		rotating		warm dim / natural dimming LED
	ceiling-mounted and wall-mounted		illuminate tilted		rechargeable battery powered
	wall-mounted		color of suspension cable		fixture with natural vivid LED (upon request)
	omni-directional light distribution		length of suspension cable		color rendering index
	direct light distribution		reflector degree selection		color temperature
	direct/indirect light distribution		super spot		lumen (luminous flux)
	indirect light distribution		lens		efficacy (lumens per watt)
	asymmetric light distribution		lens pack		Unified Glare Rating (UGR) range from 5-40
	aura light distribution		shine ring		marine grade (AISI 316 stainless steel)
	round wall or ceiling cut-out		integrated shine ring with diffuser		walk on
	square wall or ceiling cut-out		free individual colors 01-29		drive on
	the supplied jig specifies the cutout dimensions		individual colors: 00 (free of charge), 01-25 (extra charge)		Dark Sky Compliance
	minimum distance (meters) lamp - object		luminaire part to be colored (F1)		Americans with Disabilities Act (less than 4" off the wall located between 27"-84" from floor)
	recessed depth		luminaire part to be colored (F2)		lamp protected against explosion
	ceiling thickness in mm		luminaire part to be colored (F3)		blown glass using traditional methods by master glass blower
	ceiling thickness selection		luminaire part to be colored (F4)		acoustic material
	dimmmable DP (phase), DV (0-10V), DD (dali), DS (step-dim)		luminaire part to be colored (F5)		protection class I, protection insulation
	included or excluded LED driver/transformer/control gear		color of 3-circuit adaptor		protection class II, protection insulation
	separately switchable		indirect diffuser		ETL Certified to UL and CSA Standards
	sensor		direct diffuser		UL Certified to UL and CSA Standards
	remote control		ball-proof (upon request)		CSA Certified to UL and CSA Standards
	available upon request		accessory		Certified for North American Standards

## IP RATING

	protected against ingress of solid bodies greater than 12.5mm (finger)
	protected against ingress of solid bodies greater than 2.5mm protected against sprays of water up to 60 degrees from the vertical (rain)
	protected against ingress of solid bodies greater than 1mm (wire) no protection against the ingress of moisture
	protected against ingress of solid bodies greater than 1mm (wire) protected against sprays of water up to 60 degrees from the vertical (rain)
	protected against ingress of solid bodies greater than 1mm (wire) protected against water splashed from all directions
	protected against limited ingress of dust (wet rooms/covered outdoor areas) protected against water splashed from all directions
	protected against ingress of dust protected against jets of water
	protected against ingress of dust protected against powerful jets of water or heavy seas
	protected against ingress of dust protected against immersion of water between 15cm - 1m for 30 minutes
	protected against ingress of dust protected against immersion of water under pressure for long periods

## IK RATING

	protected against 0.14 joules impact (equivalent to 0.25kg mass dropped from 56mm above the surface)
	protected against 0.2 joules impact (equivalent to 0.25kg mass dropped from 80mm above the surface)
	protected against 0.35 joules impact (equivalent to 0.25kg mass dropped from 140mm above the surface)
	protected against 0.5 joules impact (equivalent to 0.25kg mass dropped from 200mm above the surface)
	protected against 0.7 joules impact (equivalent to 0.25kg mass dropped from 280mm above the surface)
	protected against 1 joules impact (equivalent to 0.25kg mass dropped from 400mm above the surface)
	protected against 2 joules impact (equivalent to 0.5kg mass dropped from 400mm above the surface)
	protected against 5 joules impact (equivalent to 1.7kg mass dropped from 300mm above the surface)
	protected against 10 joules impact (equivalent to 5.0kg mass dropped from 200mm above the surface)
	protected against 20 joules impact (equivalent to 5.0kg mass dropped from 400mm above the surface)